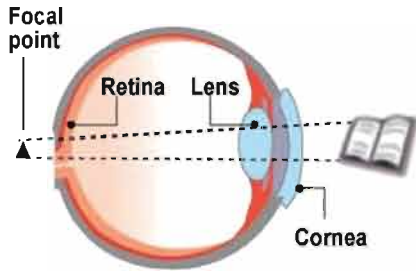


# First FDA-Approved Vision Technology for Presbyopic Baby Boomers: The ViewPoint® CK System for NearVision<sup>SM</sup> CK® (Conductive Keratoplasty)

Presbyopia (Greek for “aging eye”) is America’s most prevalent eye condition. 90 million people either have presbyopia or will develop it in the next 10 years. The condition causes near vision to fade with age, affecting most people by the age of 40 and everyone by the age of 51. The three-minute NearVision CK procedure uses radio waves, instead of a laser or scalpel, to bring near vision back into focus, without cutting or removing any tissue. The procedure boasts one of the highest safety profiles in the refractive market.

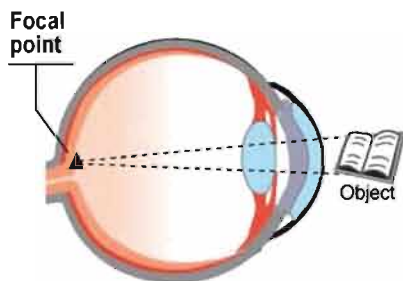
## BEFORE CK TREATMENT



Presbyopia (Greek for “aging eye”) is a progressive condition that causes near vision to fade with age. This results in images being focused behind the retina, instead of directly on the retina.

Symptoms: After age 40, people find it increasingly difficult to read, do hobby work or even see the time on a watch without the aid of magnifying reading glasses. Often the first sign of “aging eyes” is the need to reposition reading material to find the right focus.

## AFTER CK TREATMENT



NearVision CK uses the controlled release of radiofrequency energy, instead of a laser or scalpel, to reshape the cornea and improve near vision. This is accomplished without cutting or removal of tissue. NearVision CK is typically performed on just one eye, improving near vision in most cases without compromising the patient’s ability to see far away (binocular distance vision).

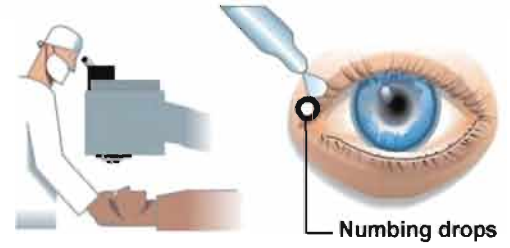
Source: Refractec, Inc.

\*Near vision = the ability to see things up close.

## THE PROCEDURE

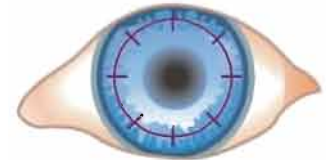
1.

NearVision CK, which takes less than three minutes, is done in-office. Topical or “eye drop” anesthesia is applied to numb the eye and ensure a painless procedure.



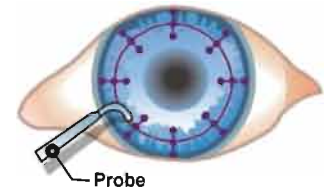
2.

A circular treatment pattern is imprinted on the cornea using rinse-away ink to guide the doctor’s treatment.



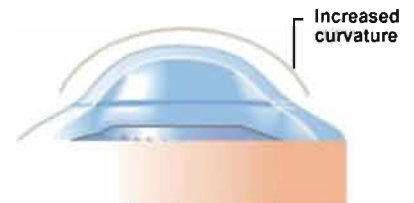
3.

Using a probe thinner than a strand of human hair, radio waves are applied in a circular pattern to shrink small areas of collagen in the cornea.

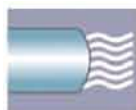


4.

The circular treatment pattern acts like a belt tightening around the cornea, increasing its overall curvature to improve near vision.



## RADIOFREQUENCY (RF) TECHNOLOGY



RF is one of today’s most advanced surgical technologies. In addition to its use in CK; RF technology is being used in prostate cancer therapy, back surgery, even cardiovascular procedures.